



REUGE

RACING LEGENDS

USER MANUAL

WWW.REUGE.COM

CRAFTING MUSIC, MOTION & EMOTION

You have just acquired a mechanical automaton from the Reuge Manufacture. Thank you for the confidence you have placed in us. The musical automaton enchants the listener in the same way today as it did back in 1865.

It has been assembled by hand in accordance with Reuge tradition. It houses a musical movement of the highest quality – assembled in Sainte-Croix – composed entirely of Swiss-made mechanical parts.

Reuge aims to reconnect the world to timeless treasures that nourish the human soul by creating organic sonorous experiences. Visit our website at **reuge.com** to learn more about the history, present and future of the Manufacture.

GLOSSARY

THE COMB

The comb is a piece of special steel alloy in which the teeth have been cut and then tuned to reproduce musical notes, determined by the individual tune required. In order to absorb vibrations and ensure purity of sound, dampers are glued under the teeth which produce the bass notes.

THE CYLINDER

The cylinder is made of special brass. It holds the pins, which are held in place by a "homemade" resin injected into the cylinder, that plucks the comb teeth. The pins are made of steel and their positioning is determined by the tune.

THE SPRING-HOUSING

This is a sprung mechanism wound up by means of a key. It enables the cylinder to turn and the musical movement to work.

THE SPEED-GOVERNOR

The speed-governor, or regulator, controls the speed at which the spring unwinds and ensures a regular rhythm for the music.

THE BASE-PLATE

All the movement parts are assembled on a base-plate, usually made of brass, which is produced in Sainte-Croix.

PRECAUTIONS

Keep your musical automaton away from direct sunlight and moonlight.

Keep your musical automaton in a dry place away from extreme and changing temperatures. We particularly emphasise the need to avoid excessive humidity (verified operating humidity of 40% to 60%).

A Reuge musical automaton does not require any particular maintenance. However, to remove dust from the box, use a soft dry cloth. Preferably a Reuge cloth. Never use any cleaning products.

NEVER DISASSEMBLE REPAIR OR ALTER THE MUSIC BOX.

**NEVER INSERT OBJECTS OR SUBSTANCES INTO THE MOVEMENT.
ITS OPERATION COULD BE AFFECTED.**

TO PREVENT ANY RISK OF INJURY IN THE COURSE OF NORMAL USE

Handle the music box with care, especially the heavier and larger models.

Avoid contact between any part of the body and the musical movement, especially with the cylinder, whether moving or not.

Reuge SA (hereinafter referred to as Reuge) shall not be held responsible for any loss, damage or other harmful consequence arising from the use of this music box.

**KEEP THE MUSICAL AUTOMATON AND ITS ACCESSORIES
(CHARRIOTS, TRUNK...), OUT OF THE REACH OF CHILDREN.**

RECOMMENDATIONS

To remove the automaton from its packaging, please hold the bottom with both hands and avoid to hold it from the sides.

A musical automaton is a mechanical and living object. The more it is used, the better the quality of the sound it emits.

To obtain the best sound, place the musical automaton on a flat, firm, preferably wooden surface, or place it on the flat tray given into the trunk.

Avoid winding up the spring when the movement is playing. Wait until the end of the tune.

To transport the automaton, wait until the end of the tune – so that none of the cylinder pins are lifting any of the comb teeth.

When sending a musical automaton for after-sales service, always use the original packaging, specially designed for the transportation of the piece.

CHARACTERISTICS

OF THE MUSICAL MOVEMENT

The movement of a Reuge musical automaton is entirely mechanical. The sound is created by the vibration of the comb teeth being plucked by the cylinder pins.

Each musical automaton movement is unique because it is hand- assembled. Each movement's sound, rotational speed and running reserve are therefore subject to variations.

Only frequent playing will ensure optimum sound quality and correct oiling of the movement's parts.

Never touch your musical automaton's movement. Touching the comb or cylinder with your fingers will cause oxidation.

To clean the musical automaton use only Reuge soft dry cloth.

NEVER USE ANY CLEANING PRODUCTS

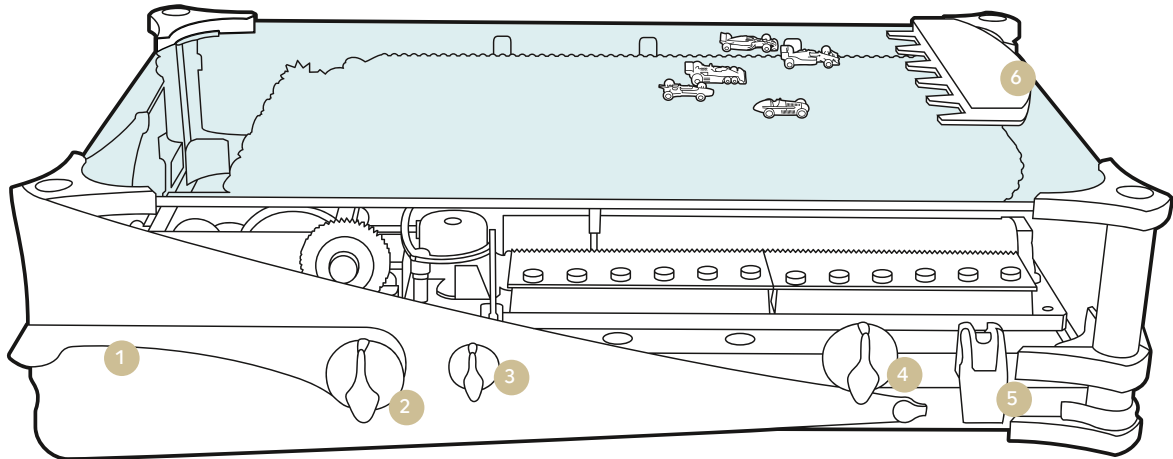

CHARACTERISTICS

OF THE AUTOMATON

HOW TO USE RACING LEGENDS

Upon activation of a launch button named GO **5** like on the steering wheel of a Formula 1 car, the five cars are set into motion and the race can begin.

MECHANISM SELECTOR **3**



WARRANTY

Each musical automaton has undergone numerous technical inspections during its manufacture, to ensure it meets the traditional level of quality required by Reuge. Under normal conditions of use, your musical automaton is guaranteed against any manufacturing defect for two years from its date of purchase.

The warranty is not valid for any damage due to accidents, incorrect use or repairs carried out by unauthorised persons. To make a claim in the event of any incident occurring within this warranty period, please present your warranty card, completed at the time of purchase, to your authorised retailer or contact Reuge.

- 1 Winding automaton motor
- 2 Winding musical movement
- 3 Mechanism selector
- 4 Reset automaton button
- 5 Start automaton pusher
- 6 Reset display button

LIMITATION

This warranty is limited to the replacement of defective parts by Reuge craftsmen. In the event of a manufacturing defect, Reuge reserves the right to replace the automaton, the mechanism, or repair and return it.

The guarantee is only valid if the name, signature and stamp of the retailer, together with the purchase date, are on the card. If the Warranty is not included with the box while the return, Reuge will invoice the cost of the repair and return shipment and reserves the right to request payment in advance.

PROCEDURE

On receipt of the musical automaton, please inspect its overall appearance. The distance for this visual inspection is 30 cm. When the client takes the musical automaton with him, it means he or she accepts its overall appearance.

Should a manufacturing defect be detected after receipt of the musical automaton or during the warranty period, the client must advise the retailer and follow the procedure established by the latter or contact Reuge directly.

If a manufacturing defect is found and accepted by the Manufacture, Reuge will repair the piece or replace it if it can not be repaired, at no cost to the customer. If no manufacturing defect is found, Reuge will evaluate the piece and prepare a quote for repair or replacement. The work will only be carried out after acceptance of the quote by the customer.

WARRANTY


RACING LEGENDS

Dealer stamp and signature _____

Reference _____ Limited edition _____

Place and date of purchase _____



SAINTE-CROIX  SWITZERLAND